


Jesus died on the cross.

Luke 23



Jesus died on the cross.

Luke 23



☆ Let's Talk and Wonder

ASK *Why did Jesus die on the cross?*

SAY Jesus died on the cross so that our sins could be forgiven.

ASK *Did Jesus deserve to die?*

SAY Jesus never did or said one wrong thing; he did not deserve to die. Jesus obeyed his Father's will for our salvation. He took responsibility for our sins on the cross and submitted to the judgment of God, taking the punishment we deserve.

SAY I wonder what we can say to thank and praise Jesus for loving us and dying on the cross for us . . .

☆ Let's Sing

One way we can thank Jesus for dying for us is to sing his praises. Lead children in singing "God Loved Us, and Sent His Son." Sing these additional verses and do the suggested actions.

 **Track 15** *Preschool Vol. 1 CD Songbook, p. 21*

1 Jesus took our sins all away.
Thank the Savior every day!
(form cross with both arms)

2 We're so glad that Jesus is King,
Let our lips with his praises ring!
(raise both arms and wave them)

☆ Let's Memorize

Go over these questions with your children.

- First Catechism Q/A 50, 58*
- 50** **Q.** *How could Christ suffer?*
A. **Christ, the Son of God, became a man so that he could obey and suffer in our place.**
 - 58** **Q.** *What must you do to be saved?*
A. **I must repent of my sin and believe in Christ as my Savior.**




Jesus is alive!

Luke 24:1-12



Jesus is alive!

Luke 24:1-12



☆Let's Talk

ASK Peter went to Jesus' tomb. *What did he see?*

SAY He saw the grave clothes lying where Jesus' body had been. But Jesus himself was not in the tomb.

ASK *Where was Jesus?*

SAY Jesus didn't stay in the tomb because he is God our Savior! He came alive on the third day, just as he promised he would. Later, the risen Savior appeared to Peter and the other disciples. He filled them with trust so they could say joyfully, "The Lord is risen indeed!"

☆Let's Share the Good News

Divide children into two groups. Lead groups in sharing the good news that Jesus is alive. Have the first group ask in unison, "Where is the Lord Jesus?" The second group will respond, "The Lord is risen indeed!" Then have the groups switch roles.

☆Let's Sing


Lead the children in listening to and singing "We Welcome Glad Easter."



Preschool Vol. 1 CD
Songbook, p. 20

☆Let's Roll and Thank

- 1 Remind the children that when Jesus' followers went to the tomb on the third day, they found that the stone in front of the opening had been rolled away. The angels told them that Jesus had risen from the dead. Now show the children a **beach ball**. Roll it across the floor and tell them that when they roll it they can remember the stone that was rolled away.
- 2 Have the children sit in a circle. Roll the ball to one child. Have her name something she wants to thank the risen Savior for. Then she rolls the ball to another child. Continue the activity until each child has had a turn to roll the ball and thank the risen Savior.





Mary Magdalene saw Jesus' empty tomb.

John 20:1-18



Mary Magdalene saw Jesus' empty tomb.

John 20:1-18



☆Let's Talk and Wonder

SAY Jesus died on a cross. Then he was buried in a tomb with a stone rolled in front of it. On the first day of the week, Mary Magdalene went to the tomb and saw that the stone had been rolled away. She ran and told Peter and John, Jesus' disciples. When they got to the tomb, they saw that Jesus was not in there, but the grave clothes were lying inside. Peter and John returned home.

ASK Look at the picture. *What did Mary do?*

SAY Mary stayed at the tomb and cried. But then Jesus came and stood by her and called her name. Now Mary knew that Jesus was no longer dead. She was very glad! She ran off to tell the disciples that she had seen the risen Lord!

ASK *What is the greatest miracle of all?*

SAY The greatest miracle of all is that Jesus died and rose from the dead. God loves us so much that he sent his Son, Jesus, to die on the cross to pay the punishment his people deserve for their sins. When Jesus rose from the dead, it showed that he had power over sin and death. Jesus our Savior is alive, and one day those who trust in him will live with him forever!

☆Let's Make

- 1 Print *Jesus is alive!* in the middle of a sheet of poster board. Give children crayons, scissors, glue, and construction paper in pretty spring colors. Let them draw flowers, birds, butterflies, and bees and cut them out. Children can paste the pastel cutouts around the caption on the poster board.
- 2 Talk with the children about what it means to trust in the living Savior and tell others the good news about him!

☆Let's Say

Lead the children in saying *The Apostles' Creed* (found in the *Trinity Hymnal*, page 845). Say each sentence or phrase slowly and expressively and let the children repeat the words after you.